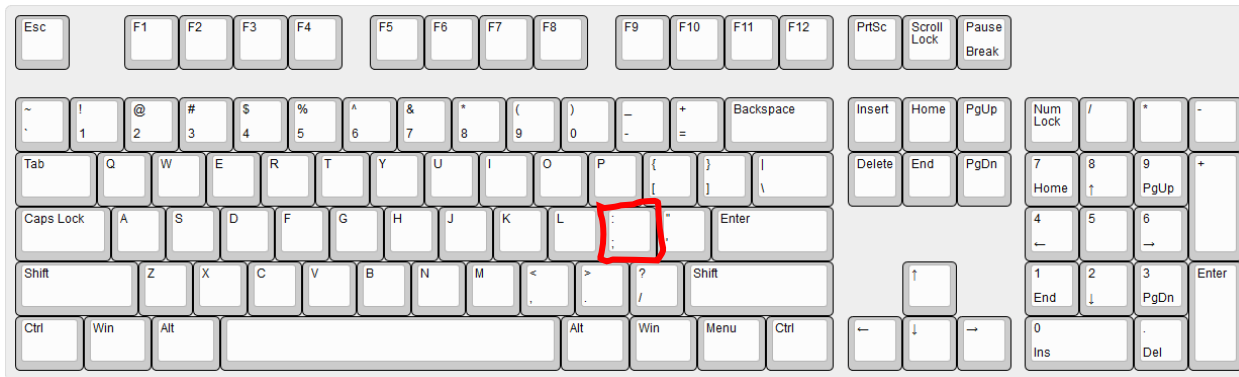


How to Type Spanish Accents, Letter and Symbols

Here's how to type in Spanish once you have configured your keyboard to Spanish.

How to Type Ñ

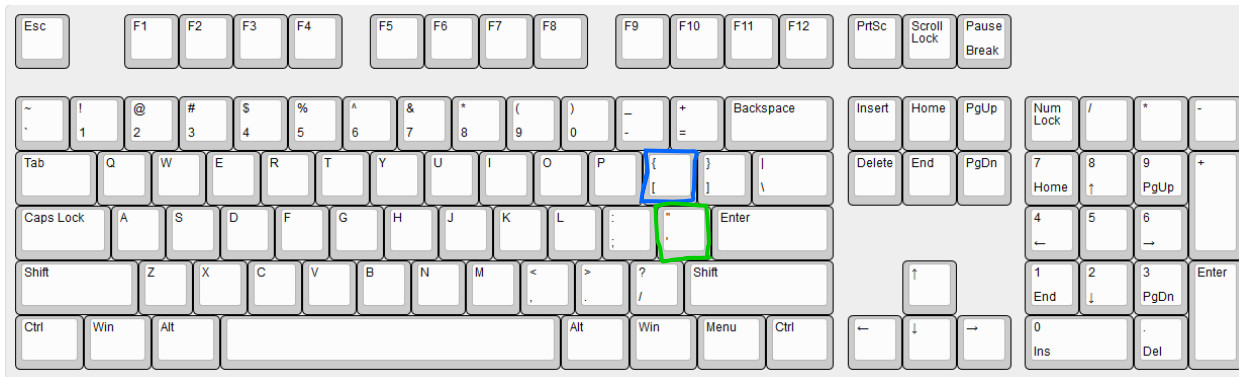
Press the key in red once.



How to Type a Spanish Accent (á, é, í, ó, ú)

Press the key in blue once. Then release the key. Then press the A, E, I, O, or U key once.

If that doesn't work, press the key in green once. Then release the key. Then press the A, E, I, O, or U key once.



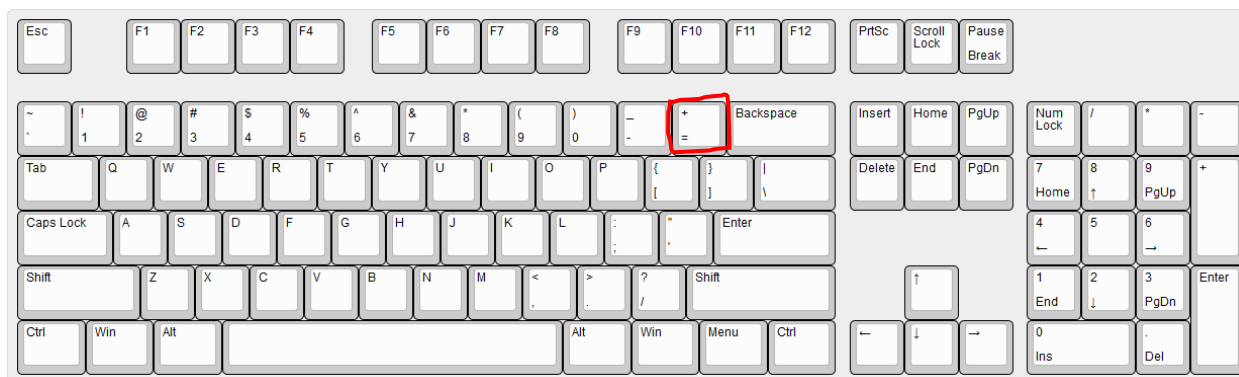
How to Type a Normal Question Mark (?)

Press and hold down the Shift key. While you are holding the Shift key down, press the key in red once.



How to Type an Upside-Down Question Mark (¿)

Press the key in red once.



How to Type a Normal Exclamation Mark (!)

Press and hold down the Shift key. While you are holding the Shift key down, press the key in red once.



How to Type an Upside-Down Exclamation Mark (¡)

Press and hold down the Shift key. While you are holding the Shift key down, press the key in red once.

